



All the patents are held accountable counterfeiting.

Features



Green Power

- Din Rail / Screw Mounting Dual Purpose
- Easy mounting (one-step installation)
- Comply with High Efficiency Power 80Plus Criterion
- “ Output Voltage Monitor ” Display
- Convection cooled high reliability
- 100% burn-in test
- 1 years warranty
- Output modify range: 3V~200VDC

DIMENSIONS: 100(H)*110(D)*60(W)mm

WEIGHTS: 740g

General specifications

INPUT

Input range L1, L2 phase input 340~550VAC
480~720VDC

Input frequency 47~63Hz

Inrush current (25°C) 60A/380VAC

OUTPUT

Hold-up time 13ms

Short protection Autorecovery

Over load protection Automatic power limited

Detail specifications

300 Watts

MODEL	O/P Volt Adj. ± %	Load(Current) ¹			Ripple & Noise ⁴	Line REG. ²	Load REG. ³	Efficiency ⁵	O.V.P
		Min.	Rated	Max.					
LTP1300D-24TDA	V : +24V ±10%	0A	12.5A	12.5A	240mV	±1%	±1%	90% Ref.	31.4 ~ 34.7V
LTP1300D-36TDA	V : +36V ±10%	0A	8.3A	8.3A	360mV	±1%	±1%	90% Ref.	47.8 ~ 53.2V
LTP1300D-48TDA	V : +48V ±10%	0A	6.25A	6.25A	480mV	±1%	±1%	90% Ref.	64.6 ~ 71.4V

Please Choose Fit Function, And Fill In The Blank With Suitable Words.

Order Model: LTP1300D-24

Optional Function:

Terminal Block: "T" : PCB Barrier Terminal Block

"E" : Mini Terminal Block

Monitor: " " : No Monitor

"D" : Monitor Display

Type: " " : No Display Function

"A" : Output Voltage Display

CE Standards

EN 55032, EN 55035,
EN 61000-3-3, (EN 61000-4-2,
EN 61000-4-3, EN 61000-4-4,
EN 61000-4-5, EN 61000-4-6,
EN 61000-4-8, EN 61000-4-11)
LVD: EN 62368-1

Safety Standards

CE Meet

Environments

Operating Temperature -15 ~ 50°C, Ambient

Operating Humidity 20 ~ 90% RH, No Condensing

Storage Temperature -20 ~ 85°C, Ambient

Vibration 2G, 10~500Hz, 3 axes

NOTE

1. Each output can provide up to maximum load, but total load can not exceed rated output power.
2. Line regulation is measured from low line to high line at rated load.
3. Load regulation is measured from 20% to 100% of rated load at 380VAC input.
4. Ripple & Noise are measured with 20MHz oscilloscope at 380VAC by using a 20cm long 12" twisted pair-wire with a 0.1uF/630V metal capacitor & a 47uF electrolytic capacitor parallel on the test point.
5. Efficiency is measured at rated load and 380VAC input.
6. Hold-up time is measured at rated load and 380VAC input.
7. Output Voltage Adjustable is measured on 5% of rated load.
8. The product uses metal enclosure for cooling. To ensure product lifespan, a clearance of at least 1 cm at the side of the product, 2 cm at top and bottom of the product should be maintained when installing.
9. Reign Power reserve the right to change specifications at any time without notice.

WEB : <http://www.switching-powers.com>

E-mail : rp21003f@ms7.hinet.net

Tel : 886-2-22997550

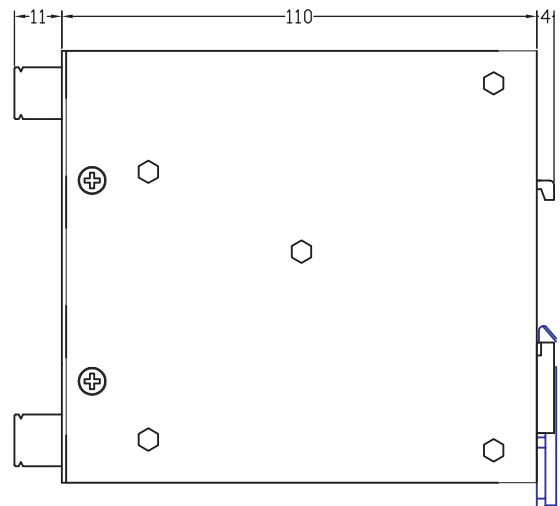
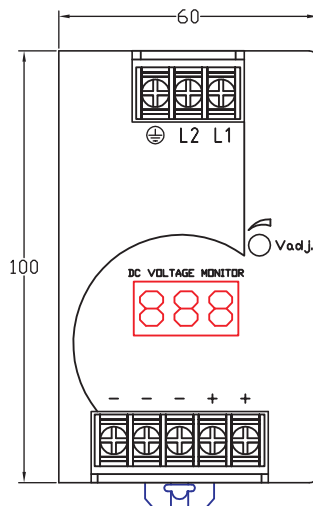
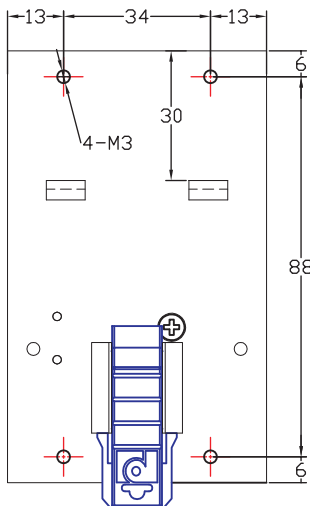
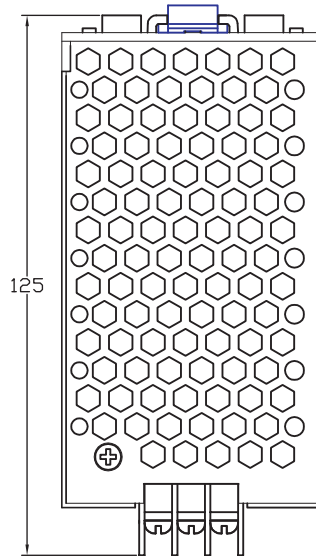
Fax : 886-2-22997596

REIGNPOWER
S.M.P.S



All the patents are held accountable counterfeiting.

Mechanical Details



Panel Designation

CASE NO. : CS060DR
UNIT : mm
DIMENSION : 100(H)*110(D)*60(W)
MATERIAL : ALUMINUM
COLOR : ORIGINAL ALUMINUM

Symbol	Description
L1	Line Terminal Of L1 Input (No Polarity At DC Input)
L2	Line Terminal Of L2 Input (No Polarity At DC Input)
⊕	Grounding (Earth)
+	DC Positive Output Terminal
-	DC Negative Output Terminal
DC Voltage Monitor	Display Output Voltage
V adj.	Potentiometer For Output Voltage