



All the patents are held accountable counterfeiting.

Features

DIMENSIONS: 100(H)*83(D)*49(W)mm
WEIGHTS: 370g

- Convection cooled
- **Din Rail/ Screw Mounting Dual Purpose**
- 100% full load burn-in test
- Easy mounting (one-step installation)
- Separation of AC and DC, Excellent of Anti-Electromagnetic interference
- Strickly RoHS & EMI test on quality
- 2 year Warranty
- **Split rail & Series connection possible**
- **Output modify range: 3V~200VDC**

General specifications

INPUT

Input range	90~264VAC 127~380VDC
Input frequency	47~63Hz
Inrush current (25° C)	20A/110VAC 40A/220VAC

OUTPUT

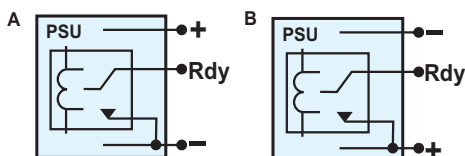
Hold-up time	16mS
Short protection	Autorecovery
Overload protection	Automatic power limited
Over voltage protection	Optional
Power Ready Signal (Optional)	
Redundant function (Optional)	

Detail specifications

45 Watts

MODEL	O/P Volt Adj. ± %	Load(Current) ¹			Ripple & Noise ⁴	Line REG. ²	Load REG. ³	Efficiency ⁵	O.V.P. Trip point
		Min.	Rated	Max.					
RP1045D-05F	V1: +5V ±10%	0A	9.0A	9.0A	50mVp-p	±1%	±1%	69% Min.	6 ~ 7.5V
RP1045D-12F	V1: +12V ±10%	0A	3.75A	3.75A	100mVp-p	±1%	±1%	80% Min.	14 ~ 17V
RP1045D-24F	V1: +24V ±10%	0A	1.875A	1.875A	150mVp-p	±1%	±1%	80% Min.	28 ~ 34V
RP1045D-48F	V1: +48V ±10%	0A	1.0A	1.0A	300mVp-p	±1%	±1%	80% Min.	55 ~ 67V

Rdy Connection



A: Rdy Internal Connection of T Type Terminal Block
B: Rdy Internal Connection of E Type Terminal Block

Please Choose Fit Function,
And Fill In The Blank With Suitable Words.

Order Model: RP1045D-24F Optional Function:

Terminal Block: "T" : PCB Barrier Terminal Block ←
"E" : Mini Terminal Block ←

Without Function: "N"

Power Ready Signal and Redundant ←

CE Standards

EN 55032, EN 55035,
EN 61000-3-2, EN 61000-3-3,
(EN 61000-4-2, EN 61000-4-3,
EN 61000-4-4, EN 61000-4-5,
EN 61000-4-6, EN 61000-4-8,
EN 61000-4-11)
LVD: EN 62368-1

Safety Standards

UL 60950 APPROVAL
 CUL 60950 APPROVAL
 CE Marking

Environments


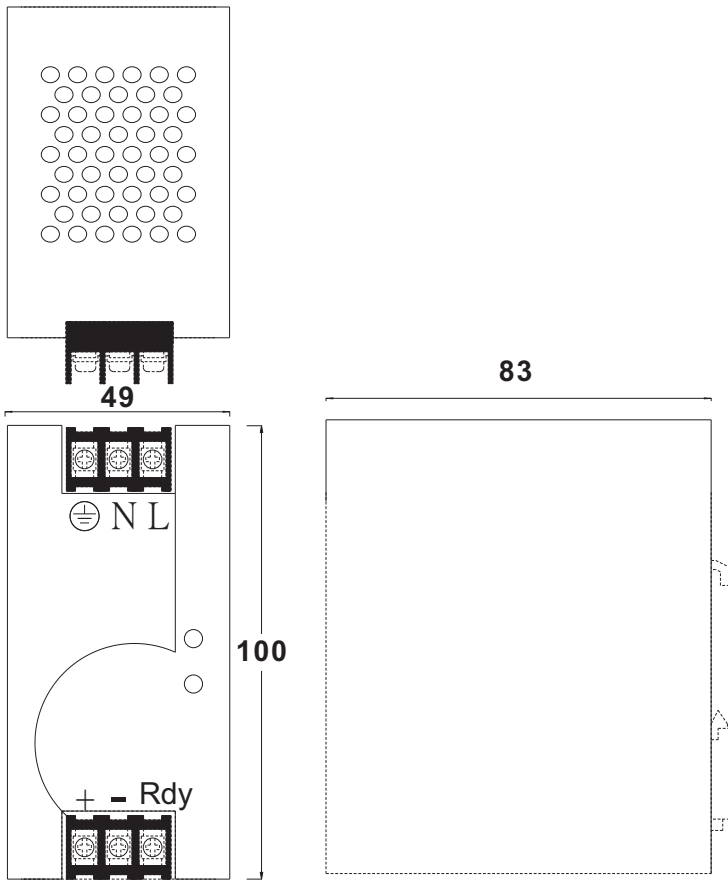
Operating Temperature -15 ~ 50°C, Ambient
Operating Humidity 20 ~ 90% RH, No Condensing
Storage Temperature -20 ~ 85°C, Ambient
Vibration 2G, 10~500Hz, 3 axes

- NOTE:**
1. Each output can provide up to maximum load, but total load can not exceed rated output power.
 2. Line regulation is measured from low line to high line at rated load.
 3. Load regulation is measured from 20% to 100% of rated load at 220VAC input. (Redundant function Sepc. 0.6V Add.)
 4. Ripple & Noise are measured with 20MHz oscilloscope at 220VAC by using a 20cm long 12" twisted pair-wire with a 0.1uF/630V metal capacitor & a 47uF electrolytic capacitor parallel on the test point.
 5. Efficiency is measured at rated load and 220VAC input.
 6. Hold-up time is measured at rated load and 220VAC input.
 7. Output Voltage Adjustable is measured on 5% of rated load.
 8. The product uses metal enclosure for cooling. To ensure product lifespan, a clearance of at least 1 cm at the side of the product, 2 cm at top and bottom of the product should be maintained when installing.
 9. Reign Power reserve the right to change specifications at any time without notice.



All the patents are held accountable counterfeiting.

Mechanical Details



CASE NO.: CS035DR

UNIT: mm

DIMENSIONS: 100(H)x83(D)x49(W)mm

Panel Designation

Designation	Description
N	Neutral Terminal Of AC Input (No Polarity At DC Input)
L	Line Terminal Of AC Input (No Polarity At DC Input)
⊕	Grounding (Earth)
Rdy	DC Output OK Signal (10A Contact Relay)
+	DC Positive Output Terminal
-	DC Negative Output Terminal
V ADJ.	Potentiometer For Output Voltage
DC ON	Green LED Indicator